



2GR SRL
www.2g-r.com
info@2g-r.com


USER MANUAL

Cod. 00420-EN Rev.00 del 22/04/2025

PRODUCER

2gr srl
Via Amos Verzelloni 14 - 42015 Correggio RE Italia
CCIAA RE n. 146710 - Reg.Imp. RE n. 9505
P.IVA - CF IT00905560355

DISTRIBUTOR / RESELLER



BREDDING CAGE CM 90



ART. 420
Breeding cage cm 90 Positano




ART. 421
Breeding cage cm 90 Portofino

1. INTRODUCTION

First, we would like to thank you for choosing a 2GR product. These instructions have been created to provide a general understanding of the product, usage guidelines, maintenance procedures, and all necessary information for its PROPER FUNCTIONING.

2GR reserves the right to apply changes or improvements to its products and these instructions at any time, without obligation to update previous versions.

 The parts illustrated in these instructions are not interchangeable with parts from products already in the possession of the consumer/distributor. Interchangeability across different batches is not guaranteed.

 Retailers/wholesalers must provide these instructions to the end consumer at the time of sale.

Do not remove, tear out, or rewrite any part of this document. Store these instructions in a protected place for future reference. Keep the proof of purchase alongside these instructions.

2. RESPONSABILITY AND WARRANTY

Minimum legal warranty applies to manufacturing defects. For warranty replacement, the product must be returned ex-works, in its original packaging. Warranty does not cover products that:

- have been modified without explicit manufacturer authorization.
- were damaged during transport.
- have been improperly assembled.
- were used improperly or for purposes other than those stated.
- have had parts replaced with non-original components.
- have undergone normal wear and tear due to time.

3. LEGAL REFERENCES

The product complies with obligations under EU Regulation No. 2023/988 of 10 May 2023. The product is identified by the article code.

4. SCOPE OF APPLICATION

These instructions apply to the products listed under the ARTICLE CODE/S section.

5. REPORTING / CLAIMS

Any feedback from consumers (e.g., complaints, incident, or safety reports) should be directed to the retailer/wholesaler who sold the product. If the distributor/retailer receives such reports, they must forward them to the manufacturer without delay.

6. PRODUCT DESCRIPTION & GENERAL INFORMATION

The Portofino and Positano cages by 2GR are designed for bird breeding. Made from durable, easy-to-clean materials, they are ideal for breeders who need practical and long-lasting structures. Both cages feature modular systems that allow for optimal space management, with removable dividers, external feeders, ergonomic perches, and wide openings to facilitate cleaning and bird handling.

Thanks to their versatility, the Portofino and Positano cages are an excellent solution for breeding various bird species, ensuring the animals' well-being and making the breeder's work easier.

7. TARGET CONSUMERS

Intended for bird owners aged 14 and over. Persons with disabilities must be supervised.

8. ARTICLE CODE(S) & IDENTIFICATION


- Cod. 420 - BREEDING CAGE 90 CM POSITANO
- Cod. 421 - BREEDING CAGE 90 CM PORTOFINO

The product is identified via a label on the primary packaging; alternatively, identification may appear on secondary retail packaging.

9. CONTENUTO DELLA CONFEZIONE

Upon receipt of the goods, check that the packaging is intact and undamaged. Place the package on the ground, open it, and verify that it contains two cages consisting of:

		qt			qt
A	painting iron mesh (white color code 420 - black color code 421)	1	K	handle code 409	2
B	rear walls in plastic code 416 (white color code 420 - green color code 421)	2	L	plastic perches code 407	4
C	side panels in plastic code 397 (white color code 420 - green color code 421)	2	M	Internal Nest Relax code 376	*
D	divider guide code 417 (white color code 420 - green color code 421)	1	N	External Nest Samsara code 181	*
F	plastic drawer code 414	2	O	Internal white Feeder code 98	1
G	bottom grill in white painted iron mesh	2	P	removable dividing wall code 411 (white color code 420 - green color code 421)	1
H	Grill lock hook	*	Q	Drinkers code 275W	2
*	= OPTIONAL NOT INCLUDED		R	External Feeders code 024W	4

 For better understanding, please note that the letters corresponding to the positions indicated in the table are highlighted in the images shown in the Assembly section.

The indicated quantities refer to one single cage.



2GR SRL
www.2g-r.com
info@2g-r.com

USER MANUAL

Cod. 00420-EN Rev.00 del 22/04/2025

10. PACKAGING QUANTITY

For both codes, the primary box contain 2 pcs.

11. STORAGE (BEFORE USE)

Store in a dry place, away from direct heat sources and humidity. Avoid prolonged exposure to sunlight to preserve material quality.

12. DELIVERY CONDITION

Product is supplied to distributors/retailers in a cardboard box

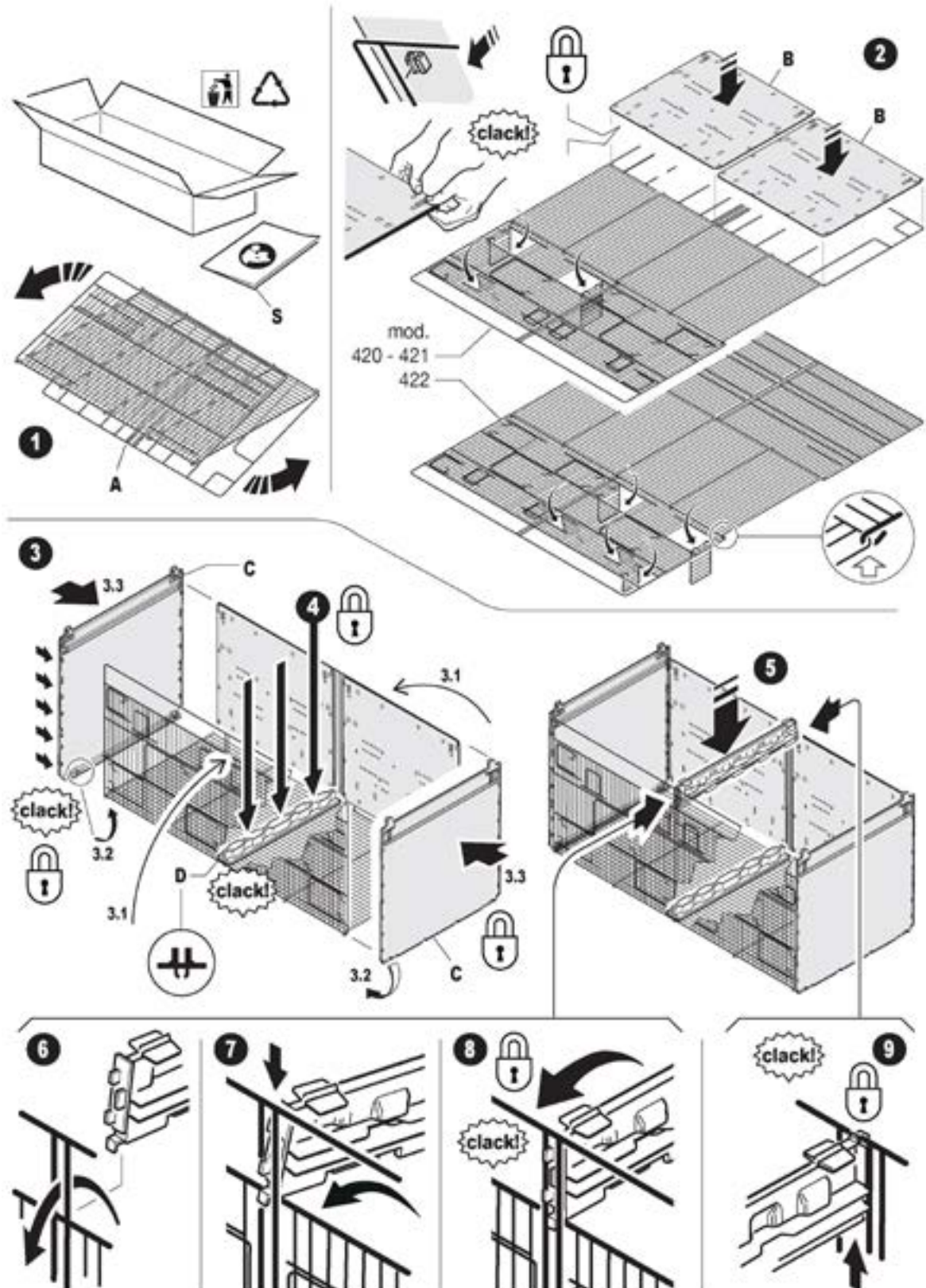
13. PRODUCT CONDITION ON DELIVERY

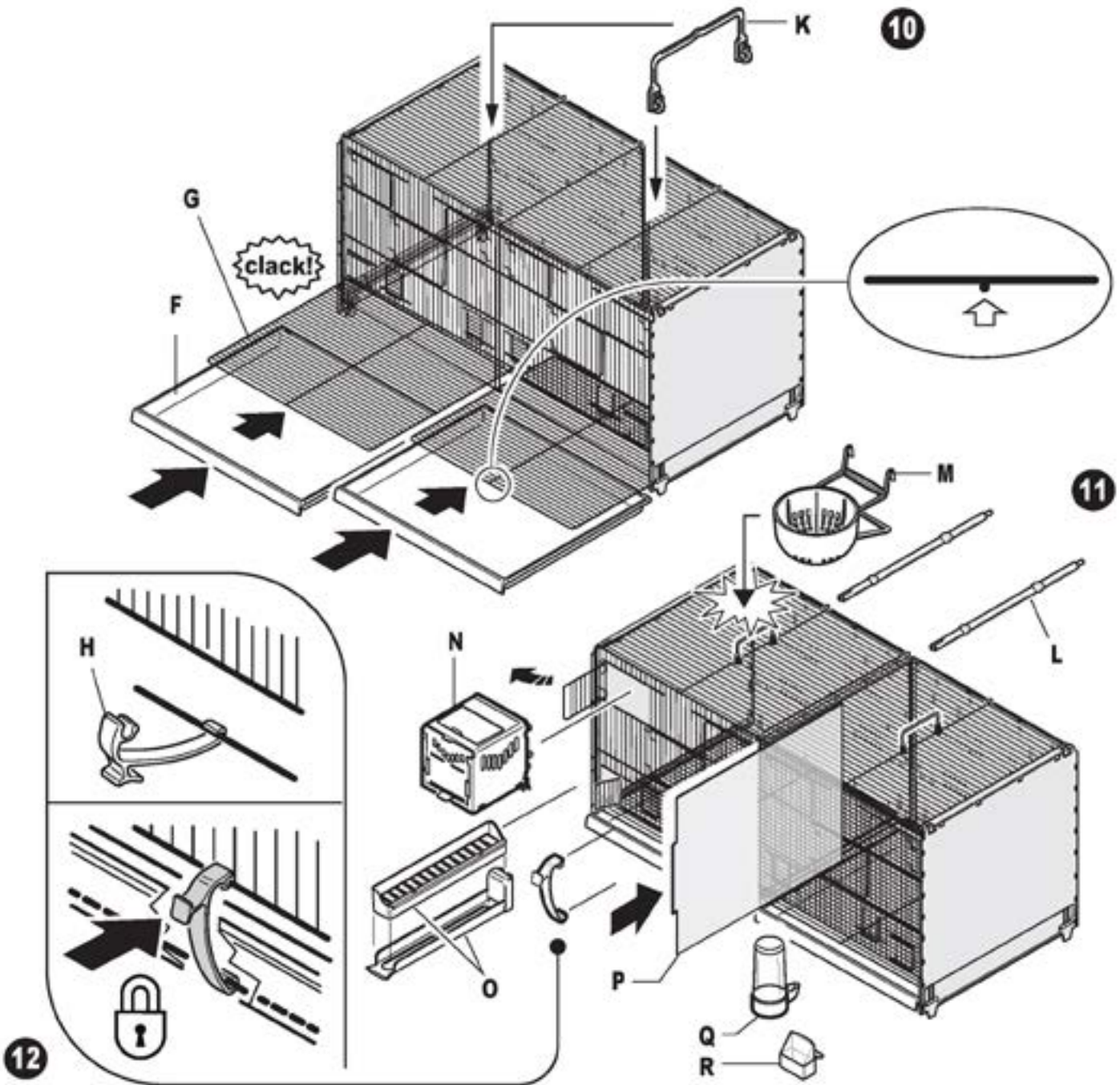
If the product is damaged, incomplete, or shows any anomaly, do not use it. Contact the retailer for replacement.

No assembly required—only attach it to the cage.

14. ASSEMBLY

No tools are required. The cage features interlocking components. Assemble the cage (at room temperature, 20°C) according to the instructions illustrated below:





15. PRE-USE PROCEDURES

Before using the Portofino and Positano cages, it is recommended to carry out some preliminary steps to ensure a safe and functional environment for the birds. It is advisable to assemble the cage carefully following the instructions provided in this sheet on pages 4 and 5, verifying the correct installation of all components, including perches, feeders, guides, and dividers. Finally, it is important to place the cage in a suitable area, strictly and exclusively supported by proper stands.

16. WARNINGS

Keep packaging materials and small parts out of reach of children and animals. In particular, cellophane bags can pose a suffocation hazard. In case of a fall, check the integrity of the product before reuse. Users must ensure they operate under safe conditions and avoid any potentially hazardous situations for themselves and others. Strictly adhere to the intended use specified here; any other use is PROHIBITED and therefore considered improper. Vulnerable and/or highly vulnerable individuals may approach the product only if accompanied by a responsible adult.

17. DURATION

Once installed and used according to the instructions provided here, the product can last for at least one year.



2GR SRL
www.2g-r.com
info@2g-r.com

USER MANUAL

Cod. 00420-EN Rev.00 del 22/04/2025

18. TECHNICAL SPECIFICATION

Product code	420	Product Weight	7,05 kg
Barcode	8033844764854	Packaging Weight	15,4 Kg
Brand	2gr srl	Box of 2 pcs dimension in cm	94x48x16,5cm
Primary packaging	Carton box of 2 pcs	Max Operating Temperature	30°C
Product dimension	91,50x42x44,5h	Min Operating temperature	10°C
Mesh Material	Galvanized and Painted iron mesh	Max Operating Umidity	80%
Accessories Material	PP e PS		
Colour	White iron mesh, white and clear accessories		

Product code	421	Product Weight	7,05 kg
Barcode	8033844764861	Packaging Weight	15,4 Kg
Brand	2gr srl	Box of 2 pcs dimension in cm	94x48x16,5cm
Primary packaging	Carton box of 2 pcs	Max Operating Temperature	30°C
Product dimension	91,50x42x44,5h	Min Operating temperature	10°C
Mesh Material	Galvanized and Painted iron mesh	Max Operating Umidity	80%
Accessories Material	PP e PS		
Colour	Black iron mesh, green, white and clear accessories		

19. PLACE OF USE

Avoid direct sunlight and heat sources (heaters, ovens, radiators) to prevent premature aging or material damage.

20. ACCESSORIES / OPTIONAL ITEMS

No optional accessories available.

21. ORIGIN

Made in Italy

22. INTENDED USE / ALLOWED USE / HOW TO USE

The 2GR cages 420 and 421 are designed for breeding small birds such as finches.

They are suitable for domestic use or breeding purposes, in compliance with animal welfare regulations.

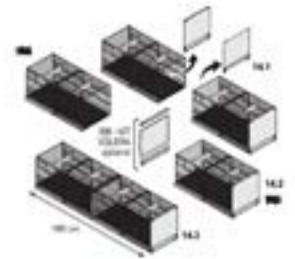
They must be properly assembled as described in the Assembly section of this manual, placed in a safe environment, and equipped with the supplied feeders, drinkers, and perches. Regular cleaning is required.

They are not suitable for bird species that are incompatible with their size or structure, nor for any use other than those specified.

Cages with codes 420 and 421 can be connected lengthwise to build an aviary.

The aviary can also be made using cages of different lengths, as long as they are from 2GR, such as the 120 cm and 60 cm models.


To convert the cages into an aviary, you must have the aviary kit code 398, available as an optional accessory.



23. PROHIBITED USES

- It is forbidden to use the cage with animals whose size is incompatible with it.
- Prohibited uses include housing species not intended for this cage, such as reptiles, amphibians, or large mammals.
- Exposure to weather conditions without adequate protection is not allowed.
- Structural modifications that may compromise safety are strictly prohibited.
- Removing the doors or disassembling the springs is not permitted.
- Transporting the cage over long distances without proper precautions is not allowed.
- Using the cage for purposes other than housing animals, such as storing objects, is prohibited.

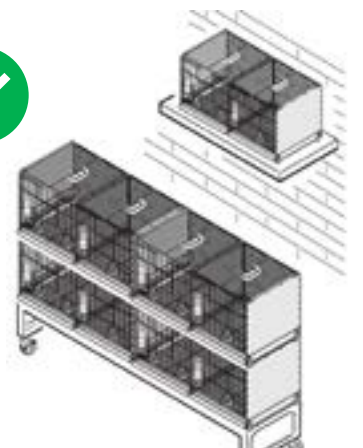
- Overcrowding that may compromise the animals' well-being is not allowed.
- Maintaining the cage in poor hygienic conditions is prohibited.
- Do not leave the product within reach of children or pets to prevent damage or accidents.
- Do not expose the cages to heat sources, open flames, or excessive humidity, as this could cause deformation or deterioration.
- Use in food-related human environments is strictly forbidden.



It is strictly forbidden to HANG the cages from suspended hooks or wall nails. If using a trolley as a support, the ground must be level. Lock the trolley wheels to prevent dangerous movement.



For use, the cages must be placed on flat and level surfaces (carts, shelves, tables) suitable to support their weight. It is possible to stack up to a maximum of 4 cages, aligning the feet with the designated slots on the cages below.



24. MAINTENANCE/CLEANING

To ensure a longer product lifespan, regular maintenance is recommended.

- Clean with lukewarm water and a neutral detergent.
- Do not wash any parts in the dishwasher.
- Do not use hot water above 40° C (104° F).
- Wash separately from other items intended for different uses (e.g., food-related).
- Do not dry the product with heat sources such as ovens, hairdryers, or under direct sunlight exposure to avoid deformation or material damage.
- Use only soft cloths to avoid damaging the product's surface.

25. STORAGE DURING TEMPORARY NON-USE

Before storing the product, make sure to thoroughly wash all parts with lukewarm water and a neutral detergent, then dry completely to prevent mold or unpleasant odors. Once dry, store the product in a dry place, away from humidity and direct heat sources, to maintain its integrity over time.

26. DISPOSAL

The product must be disposed of according to the regulations in force at the place of use.