



2GR SRL
www.2g-r.com
info@2g-r.com

USER MANUAL

Cod. 00466-EN Rev.00 del 21/07/2025

PRODUCER

2gr srl
Via Amos Verzelloni 14 - 42015 Correggio RE Italia
CCIAA RE n. 146710 - Reg.Imp. RE n. 9505
P.IVA - CF IT00905560355

DISTRIBUTOR / RESELLER

FEEDING CAGE AND BATH FLEXY+




ART. 466
Feeding Cage and Bath Flexy+

1. INTRODUCTION

First, we would like to thank you for choosing a 2GR product. These instructions have been created to provide a general understanding of the product, usage guidelines, maintenance procedures, and all necessary information for its PROPER FUNCTIONING.

2GR reserves the right to apply changes or improvements to its products and these instructions at any time, without obligation to update previous versions.

 The parts illustrated in these instructions are not interchangeable with parts from products already in the possession of the consumer/distributor. Interchangeability across different batches is not guaranteed. Retailers/wholesalers must provide these instructions to the end consumer at the time of sale.

Do not remove, tear out, or rewrite any part of this document. Store these instructions in a protected place for future reference. Keep the proof of purchase alongside these instructions.

2. RESPONSABILITY AND WARRANTY

Minimum legal warranty applies to manufacturing defects. For warranty replacement, the product must be returned ex-works, in its original packaging. Warranty does not cover products that:

- have been modified without explicit manufacturer authorization.
- were damaged during transport.
- have been improperly assembled.
- were used improperly or for purposes other than those stated.
- have had parts replaced with non-original components.
- have undergone normal wear and tear due to time.

3. LEGAL REFERENCES

The product complies with obligations under EU Regulation No. 2023/988 of 10 May 2023. The product is identified by the article code.

4. SCOPE OF APPLICATION

These instructions apply to the products listed under the ARTICLE CODE/S section.

5. REPORTING / CLAIMS

Any feedback from consumers (e.g., complaints, incident, or safety reports) should be directed to the retailer/wholesaler who sold the product. If the distributor/retailer receives such reports, they must forward them to the manufacturer without delay.

6. DESCRIPTION AND/OR GENERAL INFORMATION ABOUT THE PRODUCT

2-in-1 accessory for small birds: initially used as a feeding cage, it easily hangs outside the aviary, allowing the mother bird to safely feed her chicks. Once the feeding phase is over, it converts into an external bath, perfect for daily feather care. Foldable and space-saving structure for easy storage when not in use.

7. TARGET CONSUMER CATEGORY


Product suitable for bird breeders aged 14 and older. Individuals with disabilities must be supervised during use.

8. ITEM CODE(S) AND IDENTIFICATION

Code 466 – Flexy external bath.
The product is identified by a label affixed to the primary packaging, indicating the product code mentioned above.

9. CONTENUTO DELLA CONFEZIONE

Upon receipt of the goods, check that the packaging is intact and undamaged. Place the package on the ground, open it, and verify that it contains two cages consisting of:

 The indicated quantities refer to one single cage.

		qt			qt
A	Galvanize Foldable grill	1	F	Perches	2
B	Plastic roof with hooks	1	G	Drinker	1
C	Lower drawer for feeding cage	1	H	Mash Holder with ring	1
D	User Manual	1	L	Higher drawer for feeding cage	1
E	Bottom grill	1			

10. TECHNICAL SPECIFICATION

Product code	466	Product Weight	0,5 Kg
Barcode	8033844766209	Packaging Weight	2,77 Kg
Brand	2gr srl	Box of 5 pcs dimension in cm	39 x 25,5 x 29
Primary packaging	Carton box of 5 pcs	Max Operating Temperature	30°C
Product dimension	16,5 x 16,5 x 18h	Min Operating temperature	10°C
Mesh Material	Cold-electrolyzed galvanized iron	Max Operating Umidity	80%
Accessories Material	PP		
Colour	Galvanized grill, white roof, perches and drawers. Drinker with clear tube and white bottom.		

11. PROHIBITED USES

- It is forbidden to use the bath with animals of incompatible size.
- Use for non-intended species, such as reptiles, amphibians, or large mammals.
- Structural modifications that compromise safety.
- It is forbidden to remove doors or dismantle the springs.
- Use for purposes other than as a container for objects is prohibited.
- Do not expose the bath to heat sources, open flames, or excessive humidity, as it may deform or deteriorate.
- The use in human food environments is strictly prohibited. Do not use with other types of animals (rodents, reptiles, etc.).
- Do not use to contain liquids other than clean water.
- Do not use if the product appears damaged, unstable or deformed.
- Do not force open or close the folding mechanism if stuck.



12. PACKAGING QUANTITY

The primary box contains 5 pcs.

13. STORAGE (BEFORE USE)

Store in a dry place, away from direct heat sources and humidity. Avoid prolonged exposure to sunlight to preserve material quality.

14. DELIVERY CONDITION

Product is supplied dismounted.

15. PRODUCT CONDITION ON DELIVERY

If the product is damaged, incomplete, or shows any anomaly, do not use it. Contact the retailer for replacement.

16. PLACE OF USE

Avoid direct sunlight and heat sources (heaters, ovens, radiators) to prevent premature aging or material damage.

17. ACCESSORIES / OPTIONAL ITEMS

No optional accessories available.

18. ORIGIN

Made in Italy.

19. INTENDED USE / PERMITTED USES / HOW TO USE

The Flexy+ 2-in-1 feeding cage and external bath is intended exclusively for use by small captive birds, such as canaries, parakeets, finches, and similar. The device can be used in two modes:

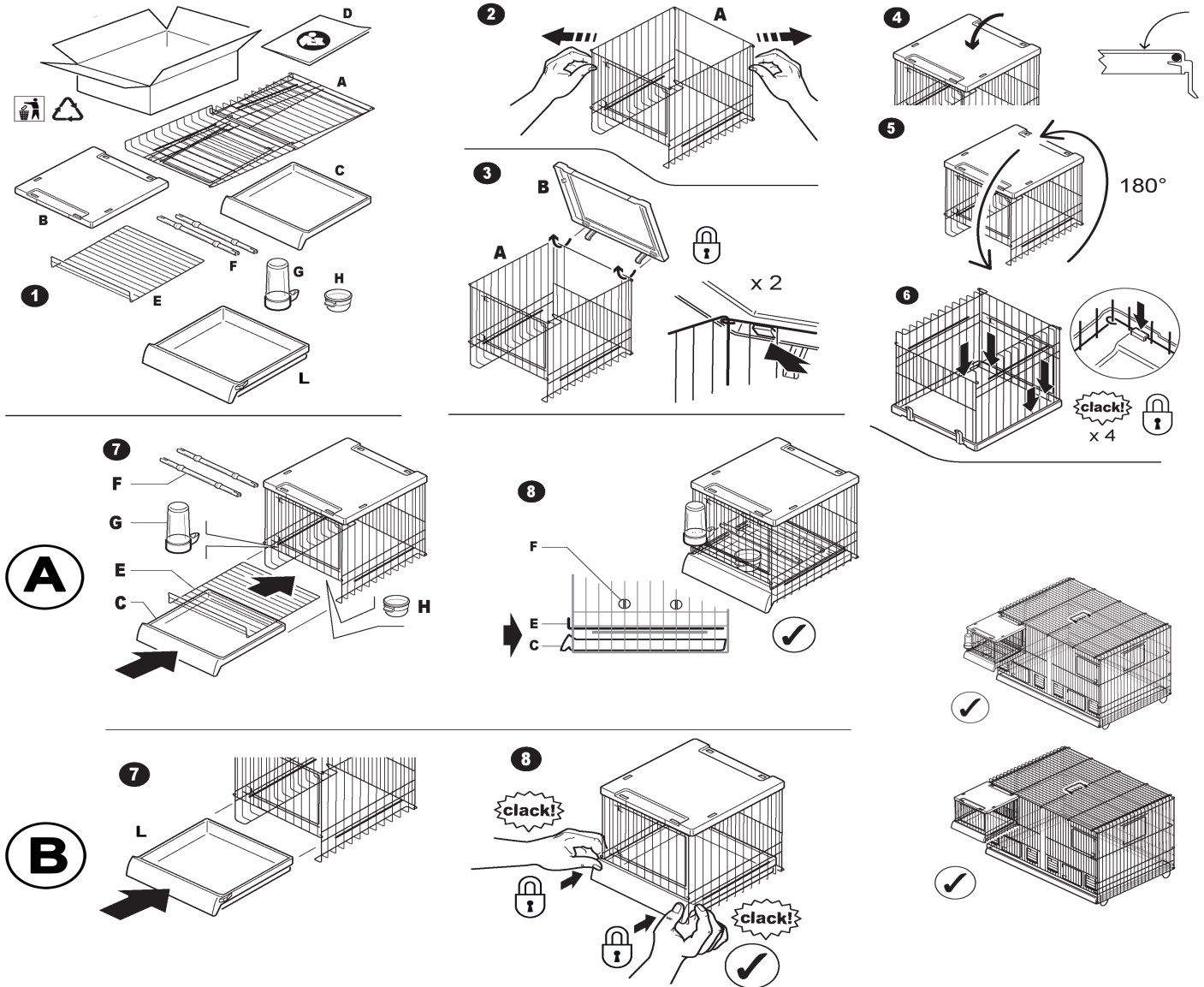
- As a feeding cage: during the chick-rearing phase, it allows the mother to feed her young safely. It installs easily on the outside of the aviary, providing visibility and protected access.
- As an external bath: once the rearing phase is over, it can be reconfigured as a bath for daily feather hygiene, promoting the animal's well-being and cleanliness.

Foldable and space-saving structure, to be used always under supervision, in sheltered environments and under safe conditions for the animal.



20. ASSEMBLY

No tools are required. The cage features interlocking components. Assemble the cage (at room temperature, 20°C) according to the instructions illustrated below:



21. PRE-USE PRELIMINARY ACTIVITIES

- Inspect the product before first use to verify structural integrity and absence of defects.
- Fully open the net, ensuring the folding structure is stable and locked in position.
- In Bath version, fill it with clean water—not too cold nor too hot (room temperature recommended).
- Before attaching the bath to the cage, the user must fill it with no more than 1.5 cm of water, ensuring the level is appropriate for the animal's needs.

22. WARNINGS

- Do not leave the bath installed continuously when not regularly used, to avoid water stagnation or dirt buildup.
- Always check that the cage attachment is stable before use.
- Do not use with water containing chemical additives not specifically indicated for ornithological use.

Keep packaging and small parts away from children and animals. In particular, cellophane bags may pose a suffocation hazard. In case of a fall, assess product integrity before reuse. The user must operate under safe conditions, avoiding any potential danger to themselves or others. Strictly respect the intended use; any other use is forbidden and thus considered improper.

Vulnerable and/or highly vulnerable persons may approach the product only if accompanied by a responsible adult. The bath contains a small amount of water; however, in case of accidental leakage, even this amount may cause irreversible damage to moisture-sensitive materials below. It is therefore recommended to place the product—or the cage to which it is attached—considering this potential scenario.

23. DURABILITY

When installed and used according to the above instructions, the product should last for at least 1 year.

24. MAINTENANCE/CLEANING

To ensure longer product life, regular maintenance is recommended:

- Clean with warm water and a neutral detergent.
- Do not use hot water over 40 °C.
- Wash separately from objects intended for other uses (e.g., food).
- Do not dry with heat sources such as ovens, hair dryers, or direct sun exposure, to avoid deformation or material damage.
- Use only soft cloths so as not to damage the surface.

25. STORAGE FOR TEMPORARY NON-USE

- Before storing, wash all parts thoroughly with warm water and neutral detergent, drying completely to prevent mold or bad odors. Once dry, store in a dry place, away from humidity and direct heat sources, to preserve integrity over time.

26. DISPOSAL

- The product must be disposed of in accordance with local regulations.



If you do not have access to the internet and cannot download the user instructions from www.2g-r.com, please contact the retailer from whom you purchased the product to request a printed copy before use.
The retailer is required to provide you with printed instructions upon request.