



2GR SRL  
www.2g-r.com  
info@2g-r.com

## USER MANUAL

Cod. 00317-EN Rev.00 del 28/07/2025

### PRODUCER

#### 2gr srl

Via Amos Verzelloni 14 - 42015 Correggio RE Italia  
CCIAA RE n. 146710 - Reg.Imp. RE n. 9505  
P.IVA - CF IT00905560355

### DISTRIBUTOR / RESELLER

### BREEDING CAGES CM 58



#### ART. 317/B

White Breeding cage cm 58



#### ART. 317/Z

Galvanized Breeding cage cm 58

## 1. INTRODUCTION

First, we would like to thank you for choosing a 2GR product. These instructions have been created to provide a general understanding of the product, usage guidelines, maintenance procedures, and all necessary information for its PROPER FUNCTIONING.

**2GR reserves the right to apply changes or improvements to its products and these instructions at any time, without obligation to update previous versions.**

The parts illustrated in these instructions are not interchangeable with parts from products already in the possession of the consumer/distributor. Interchangeability across different batches is not guaranteed.  
 Retailers/wholesalers must provide these instructions to the end consumer at the time of sale.

Do not remove, tear out, or rewrite any part of this document. Store these instructions in a protected place for future reference. Keep the proof of purchase alongside these instructions.

## 2. RESPONSIBILITY AND WARRANTY

Minimum legal warranty applies to manufacturing defects. For warranty replacement, the product must be returned ex-works, in its original packaging. Warranty does not cover products that:

- have been modified without explicit manufacturer authorization.
- were damaged during transport.
- have been improperly assembled.
- were used improperly or for purposes other than those stated.
- have had parts replaced with non-original components.
- have undergone normal wear and tear due to time.

## 3. LEGAL REFERENCES

The product complies with obligations under EU Regulation No. 2023/988 of 10 May 2023. The product is identified by the article code.

## 4. SCOPE OF APPLICATION

These instructions apply to the products listed under the ARTICLE CODE/S section.

## 5. REPORTING / CLAIMS

Any feedback from consumers (e.g., complaints, incident, or safety reports) should be directed to the retailer/wholesaler who sold the product. If the distributor/retailer receives such reports, they must forward them to the manufacturer without delay.

## 6. PRODUCT DESCRIPTION AND/OR GENERAL INFORMATION

The 58 cm breeding cage is a professional model designed for the breeding and reproduction of small songbirds such as canaries, exotics, and finches. Made of galvanized and/or painted iron, it ensures solidity, durability, and corrosion resistance. It is a modular, foldable cage designed to ease space management and adapt easily to breeding installations of various sizes. The modular system allows multiple cages to be placed side by side or stacked safely and conveniently. Equipped with a removable bottom grille, a removable central divider, front access doors for easy entry, and provisions for installing feeders and accessories from the 2GR line, the cage offers comfort and functionality for both the breeder and the birds. Ideal for intensive use, in both amateur and professional contexts.

## 7. TARGET CONSUMER CATEGORY

Product suitable for bird breeders aged 14 or older. Persons with disabilities must be supervised during use.

## 8. ITEM CODE(S) AND IDENTIFICATION

- Code 317B – 58 cm galvanized and white painted breeding cage
- Code 317Z – 58 cm galvanized breeding cage

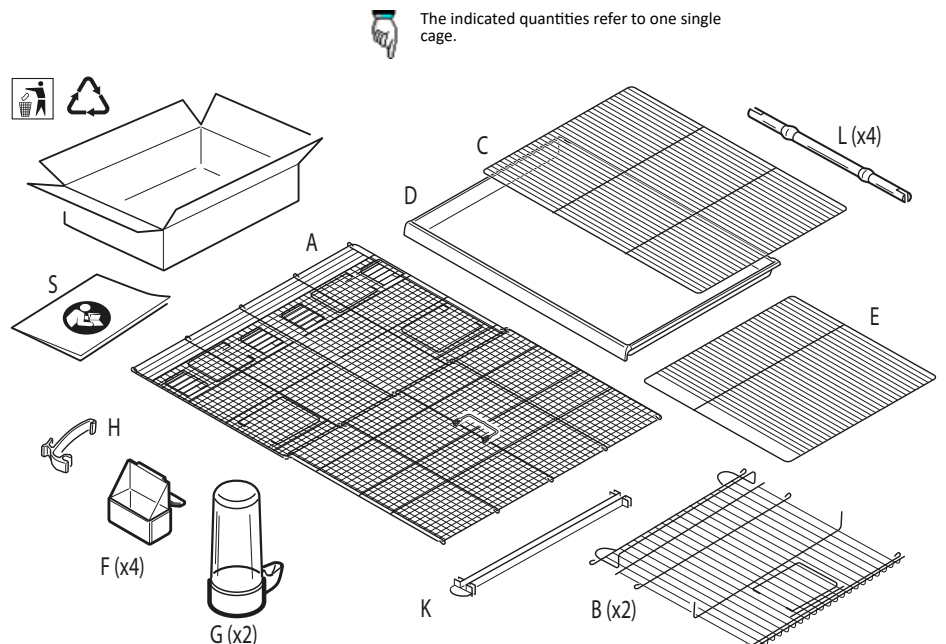
The product is identified by a label applied to the primary packaging showing the product code as indicated above.

## 9. PACKAGE CONTENTS

Upon receipt, inspect that the packaging is intact and undamaged. Place the package on the ground, open it, and verify that it contains two cages consisting of:

		qt
A	Galvanized and/or painted iron mesh (white color cod. 317B – galvanized only cod. 317Z)	1
B	Galvanized and/or painted iron side panel (white color cod. 317B – galvanized only cod. 317Z)	2
C	Galvanized and painted bottom grid cod. 332	1
D	White plastic drawer cod. 328	1
E	Galvanized and/or painted iron divider (white color cod. 317B – galvanized only cod. 317Z)	1
F	mangiatoia esterna in plastica cod. 24W	4
G	Drinker cod. 158 cc 72	2
K	Plastic guide for divider cod. 330	1
H	Plastic grid lock hook cod. 334	1
L	Plastic perches cod. 350	4
M	Plastic rear wall cod. 375	*
N	Plastic divider cod. 331	*
Q	Cage connection hook cod. 356	*
S	User manual	
V	Aviary kit cod. 337	*
*	OPTIONAL NOT INCLUDED	

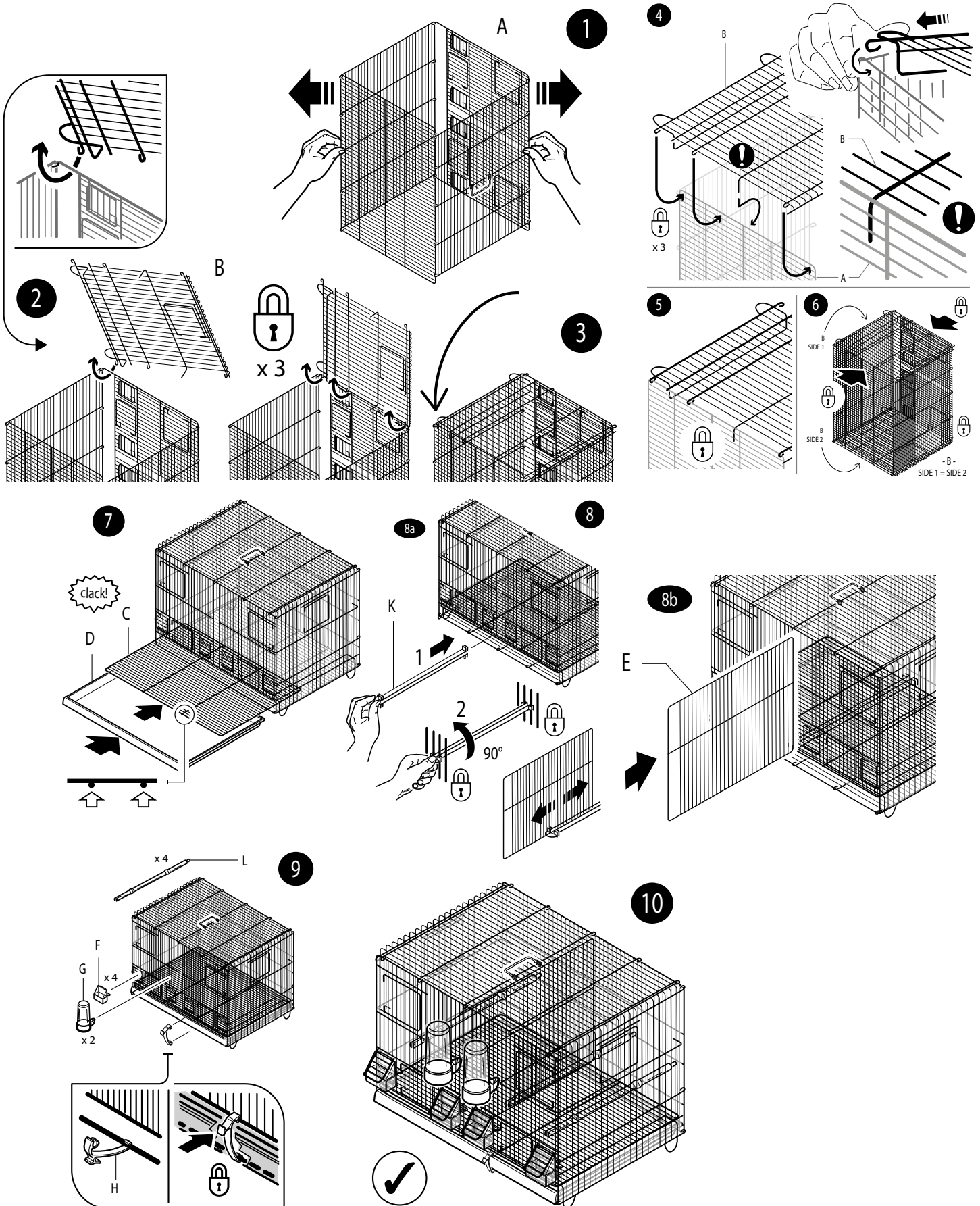
For better understanding, please note that the letters corresponding to the positions indicated in the table are highlighted in the images shown in the Assembly section.





10. ASSEMBLY

No tools are required. The cage features interlocking components. Assemble the cage (at room temperature, 20°C) according to the instructions illustrated below:





**11. PACKAGING QUANTITY**

For both codes, the primary box contain 6 pcs.

**12. STORAGE (BEFORE USE)**

Store in a dry place, away from direct heat sources and humidity. Avoid prolonged exposure to sunlight to preserve material quality.

**13. DELIVERY CONDITION**

Product is supplied to distributors/retailers in a cardboard box.

**14. PRODUCT CONDITION ON DELIVERY**

If the product is damaged, incomplete, or shows any anomaly, do not use it. Contact the retailer for replacement.

**15. TECHNICAL SPECIFICATION**

Product code	317B	Product Weight	3,40 kg
Barcode	8033844763659	Packaging Weight	13.6 kg.
Brand	2gr srl	Box of 4 pcs dimension in cm	71 x 59 x 18h
Primary packaging	Carton box of 4 pcs	Max Operating Temperature	30°C
Product dimension	58 x 30 x 39h	Min Operating temperature	10°C
Mesh Material	Galvanized and Painted iron mesh	Max Operating Umidity	80%
Accessories Material	PP e PS		
Colour	White iron mesh, white and clear accessories		



Product code	317Z	Product Weight	3,40 kg
Barcode	8033844763543	Packaging Weight	13.6 kg.
Brand	2gr srl	Box of 4 pcs dimension in cm	71 x 59 x 18h
Primary packaging	Carton box of 4 pcs	Max Operating Temperature	30°C
Product dimension	58 x 30 x 39h	Min Operating temperature	10°C
Mesh Material	Galvanized iron mesh	Max Operating Umidity	80%
Accessories Material	PP e PS		
Colour	Galvanized iron mesh, white and clear accessories		

**16. PLACE OF USE**

Avoid direct sunlight and heat sources (heaters, ovens, radiators) to prevent premature aging or material damage.

**17. ACCESSORIES / OPTIONAL ITEMS**

Optional and accessories are mentioned on the 9.

**18. ORIGIN**

Made in Italy

**19. PRELIMINARY ACTIVITIES BEFORE USE**

Prior to using the 58 cm breeding cages, it is recommended to perform some preliminary steps to ensure a safe and functional environment for the birds. Assemble the cage carefully following the instructions shown on pages 4 and 5 of this sheet, verifying the correct installation of all elements, including perches, feeders, guides, and dividers. Finally, it is important to place the cage in a suitable area and strictly only rest it on appropriate supports.

**20. WARNINGS**

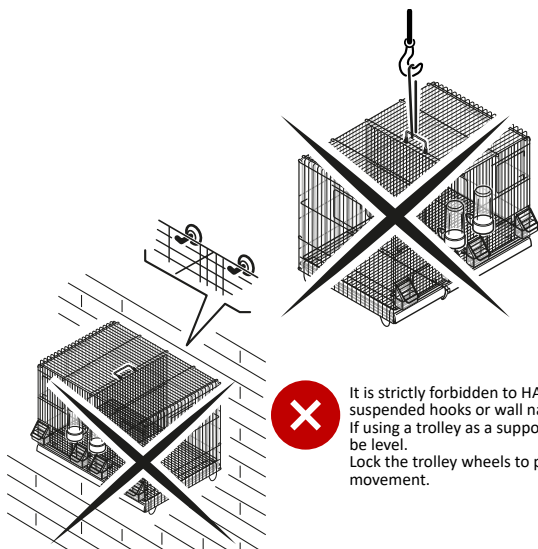
Keep the packaging and small parts out of reach of children and animals. In particular, cellophane bags can pose a suffocation hazard. In case of a fall, check the integrity of the product before reuse. The user must operate in safe conditions and scenarios, avoiding any potentially hazardous situation for themselves and others. Strictly respect the intended use defined herein; any other use is prohibited and considered improper. Vulnerable and/or highly vulnerable persons may approach the product only if accompanied by a responsible adult.

**21. DURATION**

When you install the cage, if used in accordance with the instructions herein, the product can last at least 1 year.

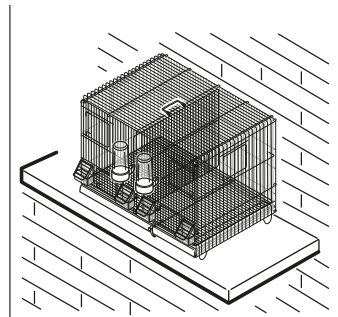
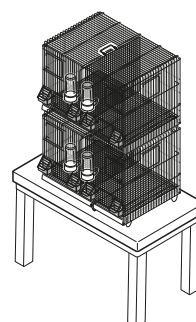
**22. PROHIBITED USES**

- It is forbidden to use the cage with animals incompatible with its dimensions.
- Use for species not foreseen, such as reptiles, amphibians, or large mammals.
- Structural modifications that may compromise its safety.
- It is forbidden to remove the doors or dismantle the springs.
- Transport over long distances without proper precautions.
- Use for purposes other than housing animals, such as container for objects.
- Overcrowding that may compromise animal welfare.
- Maintenance in inadequate hygienic conditions.
- Do not leave the product within the reach of children or pets to avoid damage or accidents.
- Use in a human food environment is strictly prohibited.



It is strictly forbidden to HANG the cages from suspended hooks or wall nails.  
If using a trolley as a support, the ground must be level.  
Lock the trolley wheels to prevent dangerous movement.

For use, the cages must be placed on flat and level surfaces (carts, shelves, tables) suitable to support their weight.  
It is possible to stack up to a maximum of 4 cages, aligning the feet with the designated slots on the cages below.

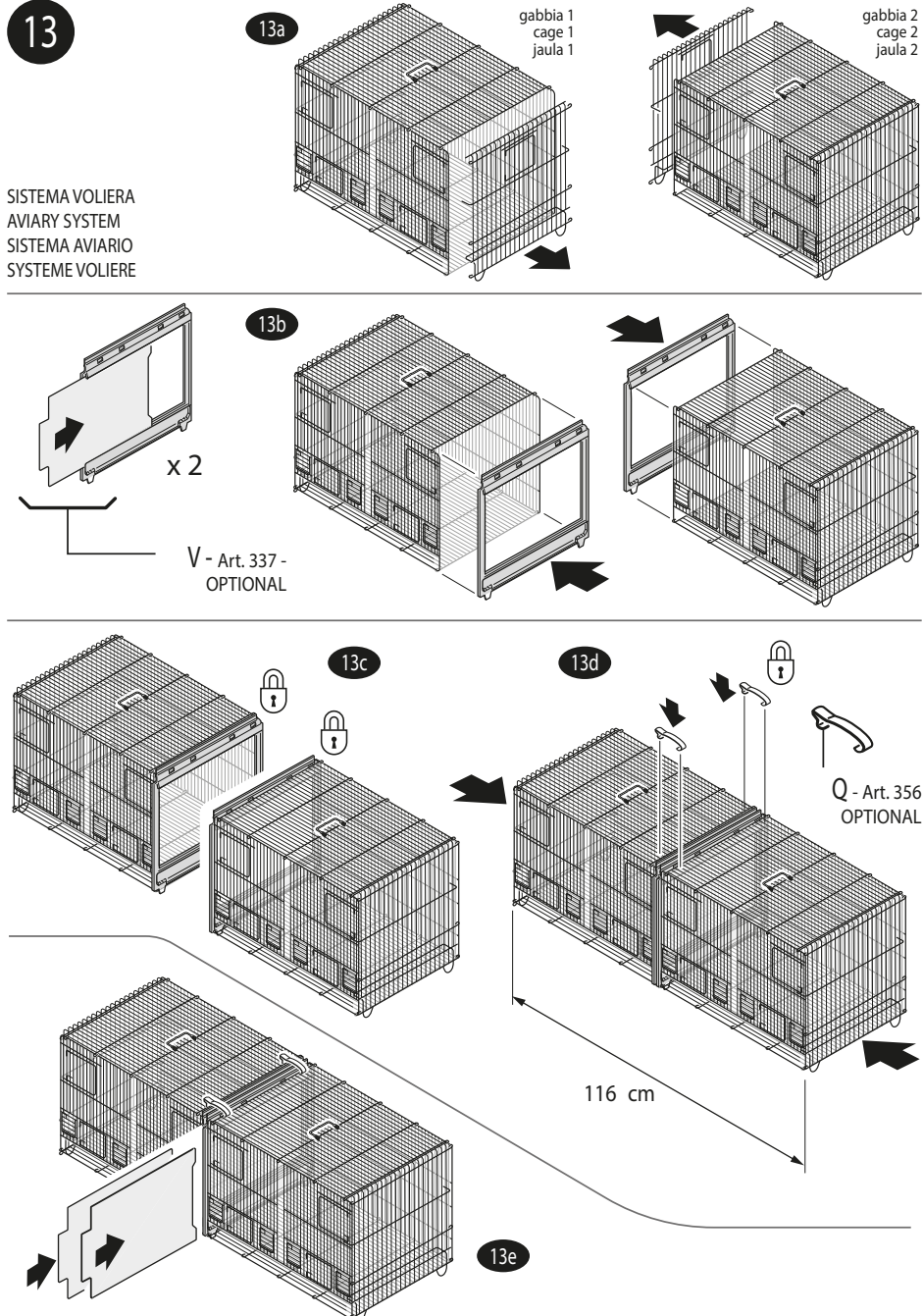




### 23. INTENDED USE / PERMITTED USES / HOW TO USE

The 58 cm breeding cages are intended for breeding small birds such as finches, suitable for domestic or breeding use in compliance with animal welfare regulations. They must be assembled correctly as indicated in this manual, placed in a safe environment, and equipped with the feeders, drinkers, and perches provided. Regular cleaning is required. They are not suitable for species incompatible with their size or structure, nor for uses other than those indicated.

Codes 317B and 317Z cages can be joined lengthwise to build an aviary. For conversion into an aviary, the optional KIT voliera code 337 must be available.



### 24. MAINTENANCE/CLEANING

To ensure a longer product lifespan, regular maintenance is recommended.

- Clean with lukewarm water and a neutral detergent.
- Do not wash any parts in the dishwasher.
- Do not use hot water above 40° C (104° F).
- Wash separately from other items intended for different uses (e.g., food-related).
- Do not dry the product with heat sources such as ovens, hairdryers, or under direct sunlight exposure to avoid deformation or material damage.
- Use only soft cloths to avoid damaging the product's surface.

### 25. STORAGE DURING TEMPORARY NON-USE

Before storing the product, make sure to thoroughly wash all parts with lukewarm water and a neutral detergent, then dry completely to prevent mold or unpleasant odors. Once dry, store the product in a dry place, away from humidity and direct heat sources, to maintain its integrity over time.

### 26. DISPOSAL

The product must be disposed of according to the regulations in force at the place of use.



If you do not have access to the internet and cannot download the user instructions from [www.2g-r.com](http://www.2g-r.com), please contact the retailer from whom you purchased the product to request a printed copy before use.  
The retailer is required to provide you with printed instructions upon request.